Type GFR/GFRA

JOHNSON-FLUITEN

Fluid	PSI (BAR)	Temperature °F (°C)	RPM
Coolant	1160 (80)	195 (90)	10,000
MQL	145 (10)	195 (90)	10,000
Air	116 (8)	122 (50)	10,000
Dry Run	-	-	10,000

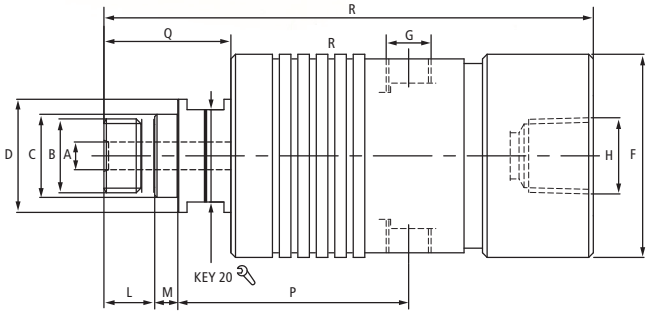

AXIAL INLET

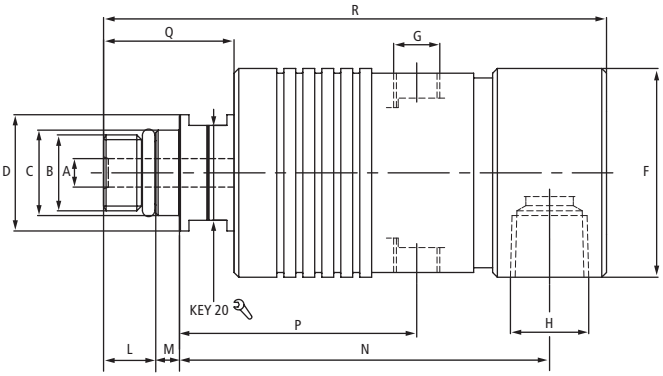

RADIAL INLET

Type	A	B	C	D	E	F	G	H	L	M	N	P	Q	R	S	T	Weight Lb (Kg)
GFR009030110	6	M16X1.5 LH	18 g6	24.5	-	44	1/8" NPT	3/8" NPT	11	5	-	50.0	27.5	106	-	-	1.1 (0.5)
GFR009030111	6	5/8″ 18 UNF LH	16.65 h4	24.5	-	44	1/8″ NPT	3/8″ NPT	14	5	-	50.0	30	109	-	-	1.1 (0.5)
GFR009033369	6	M16X1.5 RH	18 g6	24.5	-	44	4 x 1/8" NPT	3/8" NPT	11	5	-	50.0	27.5	106	-	-	1.1 (0.5)
GFR009041492	6	M16X1.5 LH	16 g6	24.5	-	44	4 x 1/8" NPT	3/8" NPT	11	5	-	50.0	27.5	106	-	-	1.1 (0.5)

Type	A	B	C	D	E	F	G	H	L	M	N	P	Q	R	S	T	Weight Lb (Kg)
GFRA009030120	6	M16X1.5 LH	18 g6	24.5	-	44	1/8" NPT	3/8" NPT	11	5	78	50.0	27.5	106	-	-	1.1 (0.5)
GFRA009030121	6	5/8″ 18 UNF LH	16.65 h4	24.5	-	44	1/8″ NPT	3/8″ NPT	14	5	78	50.0	30.0	109	-	-	1.1 (0.5)
GFRA009049004	6	M14X1.5 LH	15 g6	24.5	-	44	1/8" NPT	3/8" NPT	11	5	78	50.0	27.5	106	-	-	1.1 (0.5)
GFRA009029898	6	M12X1.25 LH	14 g6	24.5	-	44	1/8" NPT	3/8" NPT	11	5	78	50.0	27.5	106	-	-	1.1 (0.5)
GFRA009038688	6	M16X1.5 RH	18 g6	24.5	-	44	4 x 1/8" NPT	3/8" NPT	11	5	78	50.0	27.5	106	-	-	1.1 (0.5)

Dimensions in millimeters.
For reference only and subject to change.

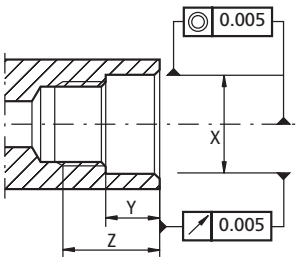

See page 18
for spindle detail

Rotary Union Type GFR-GFRA PV Diagram

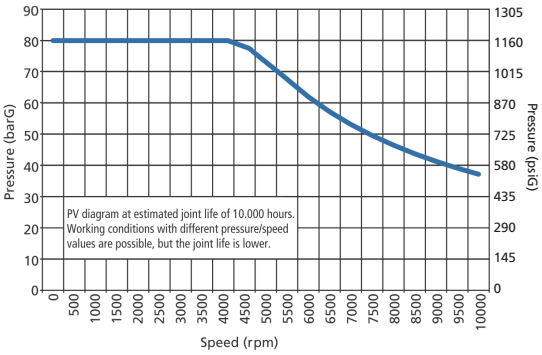

INSTALLATION INSTRUCTIONS

Overview

- Labyrinth seal and drain holes protect bearings
- Optimised seal balance ratio
- Silicon carbide seal faces resist wear and thermal shock
- Precision ball bearings eliminate vibration
- Anodised aluminium body
- Full flow area, minimal pressure drop
- Stainless steel spring located outside the flow
- Stainless steel rotor resists corrosion
- No leakage during tool change

JOHNSON-FLUITEN S.R.L
Pero, Milano (Italy)
Tel: +39 02 3394091